

**The Junior League Gardeners
Present**

CÉLEBRATIONS OF SPRING

An NGC Standard Flower Show

**The Shore Club
Community Building
200 Shore Club Drive
St. Clair Shores, Michigan 48080
(586) 775-3280**

Thursday, May 16, 2024

4:00 – 6:00 P M

**OPEN TO THE PUBLIC
Free Admission**

**Members of:
National Garden Clubs, Inc.
Michigan Garden Clubs, Inc.,
District I**



CELEBRATIONS OF SPRING

The Junior League Gardeners (JLG) are delighted to welcome you to the 2024 flower show *Celebrations of Spring*. This is the first flower show by the JLG since before the 2020 pandemic. It represents how friendships, a love for creativity, and a passion for natural beauty can bolster one through challenging times.

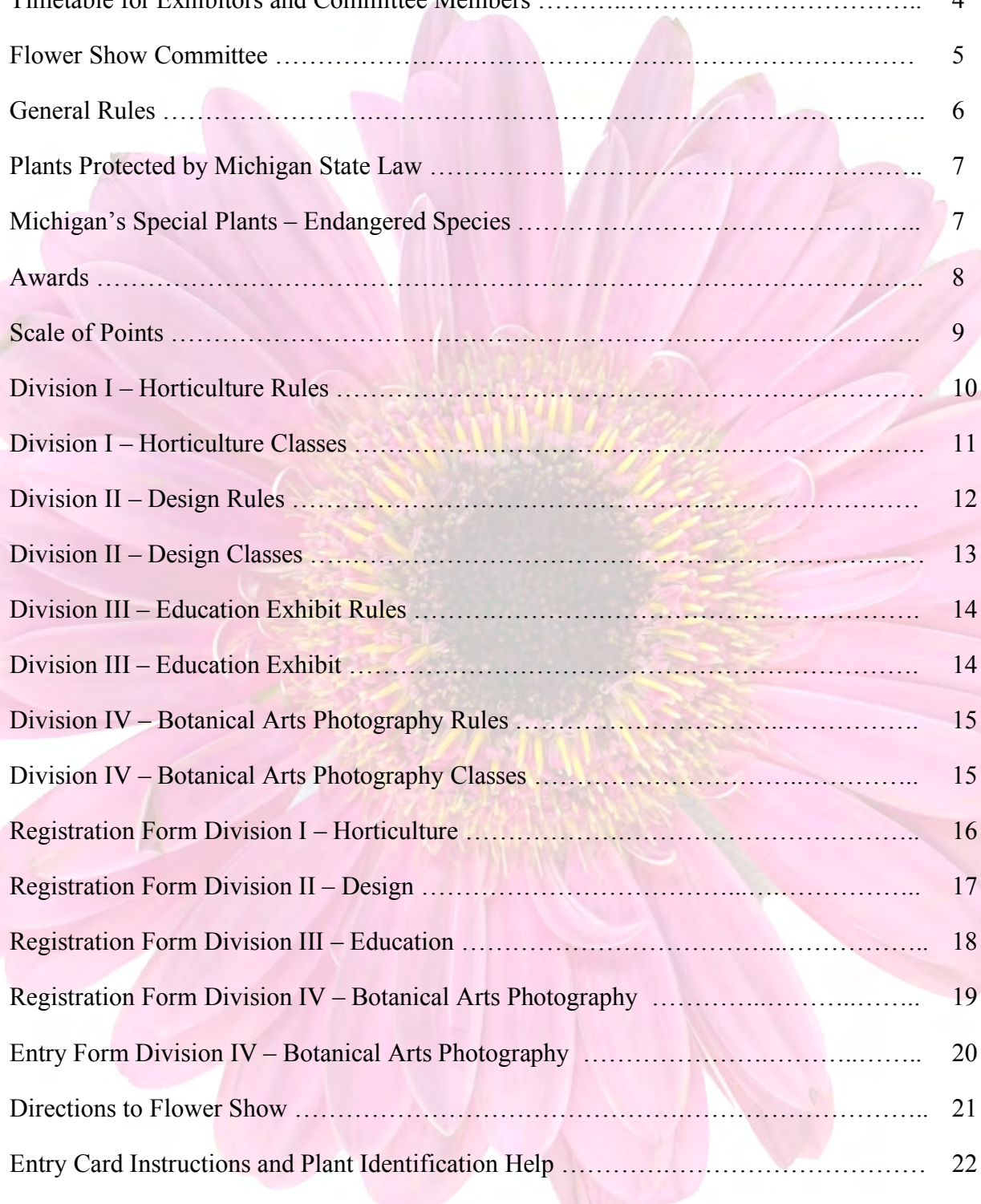
Celebrations of Spring is intended to honor traditional springtime holidays, like St. Patrick's Day and Easter and events like the Kentucky Derby and spring weddings. It also celebrates the seasonal awakening of plant life, the emergence of insects, and the ever-changing view outside our windows.

To make a flower show possible, it requires the support of so many. We wish to thank members of the flower show committee who devoted so much of their time and energy, the judges who have graced us with their knowledge and invaluable expertise, the exhibitors who muster the courage to display their talents and, of course, the public for taking an interest in our work. Without each of these, the flower show would not, by definition, be a flower show. So, thank you to all.

Now, come with us as we embark on a journey to interpret *Celebrations of Spring* through floral design, photography and, of course, the work of our devoted gardeners.


Enjoy!

TABLE OF CONTENTS



Introduction to the Show	2
Timetable for Exhibitors and Committee Members	4
Flower Show Committee	5
General Rules	6
Plants Protected by Michigan State Law	7
Michigan’s Special Plants – Endangered Species	7
Awards	8
Scale of Points	9
Division I – Horticulture Rules	10
Division I – Horticulture Classes	11
Division II – Design Rules	12
Division II – Design Classes	13
Division III – Education Exhibit Rules	14
Division III – Education Exhibit	14
Division IV – Botanical Arts Photography Rules	15
Division IV – Botanical Arts Photography Classes	15
Registration Form Division I – Horticulture	16
Registration Form Division II – Design	17
Registration Form Division III – Education	18
Registration Form Division IV – Botanical Arts Photography	19
Entry Form Division IV – Botanical Arts Photography	20
Directions to Flower Show	21
Entry Card Instructions and Plant Identification Help	22
Sample Entry Card	23

TIMETABLE FOR EXHIBITORS



February 1, 2024 (Thursday)	Registration opens to JLG members
February 15, 2024 (Thursday)	Registration opens to general public
February 15, 2024 (Thursday)	Horticulture – 90-day ownership deadline
April 15, 2024 (Monday)	Registration deadline for Design, Education and Botanical Arts Photography
April 15, 2024 (Monday)	Entry cards available for Education and Botanical Arts Photography
May 1, 2024 (Wednesday)	Deadline for printed photography submission
May 1, 2024 (Wednesday)	Entry cards available for Horticulture and Design
May 1, 2024 (Wednesday)	Horticulture pre-registration due for Sections A and B
May 3, 2024 (Friday)	Photograph entries checked for conformity (passed)
May 15, 2024 (Wednesday)	
5:00 p.m. – 8:00 p.m.	Show staging and set up; photograph entries displayed
May 16, 2024 (Thursday)	
8:30 – 10:30 a.m.	Horticulture entries accepted and placed
8:30 – 11:00 a.m.	Design entries accepted and placed
11:00 a.m.	Judges Luncheon
11:30 a.m.	Judges Briefing
12:30 p.m.	Judging begins
4:00 p.m.	Open to public
6:00 p.m.	Show closes
6:00 p.m. – 6:30 p.m.	ALL ENTRIES REMOVED
6:00 p.m. – 8:00 p.m.	Dismantling and packaging of show staging
8:00 p.m. – 9:00 p.m.	Staging items returned to storage

FLOWER SHOW COMMITTEE

Honorary Chair
Mrs. Hilary H. Micou, Jr.



Club President	Bethine Whitney	313-689-1263
General (Flower Show) Chairman	Sonya Ackman	313-378-6187
Division I – Horticulture Chairman/Classification Chairman	Candy Sweeny	313-971-3976
Division II – Design Chairman/Classification Chairman	Liz Brown	313-585-6201
Division III – Education Chairman/Classification Chairman	Robin Heller	313-820-3553
Division IV – Botanical Arts Photography Chairman/Classification Chairman	Carol Whitehead	313-930-4268
Clerks Chairman	Jan Hendrie	313-520-0657
Judging Chairman	Anne Ryan	313-820-8837
Judges Luncheon Chairman	Bethine Whitney	313-689-1263
Schedule	Sonya Ackman, Liz Brown, Joan Micou	
Staging Chairmen	Laura Clements	313-418-2229
	Julie Foust (facility)	248-921-7188
Treasurer	Dana Zolynsky	313-318-9917

GENERAL RULES

1. This flower show conforms to the standards established by National Garden Clubs, Inc. (NGC). The *Handbook for Flower Shows* (HB), 2017 Edition, <https://gardenclub.org/sites/default/files/2023-06/fss-handbook-2017-secure-july-2023.pdf> with revisions printed in *The National Gardener* magazine (TNG), is authority for all issues not covered by the Schedule, which is the Law of the Show.
2. Judging will be by the NGC Standard System of Awarding, HB p. 5, and any additions found in *The National Gardener* and online (see link above).
3. REMEMBER! Flower shows are meant to educate, stimulate interest and allow for creative expression. Exhibitors are encouraged to have fun and enjoy the process!
4. READ THE ENTIRE SCHEDULE. The schedule is designed to answer many questions and provide tips for successful entry.
5. Members of the Junior League Gardeners as well as members of the public may enter the show. An invitation to enter is not required
6. **Registration opens to Junior League Gardeners on February 1, 2024.**
Registration opens to the public on February 15, 2024.
7. Registration may be submitted by email to the Division Chairman at jlflowershow2024@gmail.com (preferred), or by USPS mail to the Division Chairman and addressed to 54 Touraine, Grosse Pointe Farms, MI 48236. All information requested by the registration form must be included at the time of registration.
8. Entries in the **Design, Education and Botanical Arts Photography Divisions must be registered by April 15, 2024.**
9. Entries in the **Horticulture Division, Section A and Section B only** shall be **preregistered** with the Horticulture Chairman **by May 1, 2024** (to plan for space requirements).
10. Entry cards will be available from the **Education and Botanical Arts Photography Chairmen on April 15, 2024.**
Entry cards will be available from the **Horticulture and Design Chairmen on May 1, 2024**, or at check-in on the day of the show, if needed. Entry cards must be completed in advance of the show.
11. Entry cards must be completed with black, waterproof ink by the exhibitor before the show.
12. By **Wednesday, May 1, 2024, photo entries must be submitted with entry form and entry card** to Division III Chairman Carol Whitehead, 54 Touraine, Grosse Pointe Farms, MI 48236.
13. On the day of the show, **Horticulture exhibits will be accepted from 8:30 a.m. to 10:30 a.m.**
Design and Education exhibits will be accepted from 8:30 a.m. to 11:00 a.m.
14. **Judging will begin at 12:30 p.m.** Decisions of the judges are final. Awards may be withheld if not merited.
15. **All entries must remain in place until 6:00 p.m. on the day of the show and promptly removed between 6:00 – 6:30 p.m.**
16. Exhibits must have an emphasis on FRESH plant material. No artificial plant material is permitted in any division.
17. The General and Classification Chairmen are available during all judging for consultation. They, along with judges and clerks, are the only personnel permitted on the show floor during judging.
18. Exhibitors in the Design and Botanical Arts Photography Divisions are limited to one entry per class. Horticulture Division exhibitors are permitted more than one entry provided the entries are of a different species, variety, cultivar, type or color.
19. The Classification Chairmen for each Division will check exhibits for conformity to the schedule prior to judging. Final determination for conformance is the judges' responsibility.
20. The Junior League Gardeners will strive to assure the safety of all items after the arrival and placement but are not responsible for any loss or damage to exhibits.
21. The Junior League Gardeners prohibit the use of locally protected, endangered or invasive plants, diseased plants or artificial plant material.

PLANTS PROTECTED BY MICHIGAN STATE LAW

MGC, INC. PROTECTED PLANT LIST



American Lotus	Club Mosses or Ground Pine	Lady slippers and Orchids (53 species native to Michigan)	Trailing Arbutus
Birdfoot Violet	Flowering Dogwood	Michigan Holly or Winterberry	Trillium (All Species)
Climbing Bittersweet	Gentian (fringed or closed)	Pipsissewa Prince's Pine	
Adder's Tongue	Cardinal Flower	Jack-in-the- Pulpit	Wild Columbine
All Wild lilies	Cowslips or Marsh Marigold	Pitcher Plant	Wild Iris
Bloodroot	Indian Pipe	Spring Beauty	

MICHIGAN'S SPECIAL PLANTS- ENDANGERED SPECIES

A current list of Endangered (E), Threatened (T), and Probably Extirpated (X) plant species of Michigan, which are protected under the Endangered Species Act of State of Michigan (Part 365 of PA 451, 1994 Michigan Natural Resources and Environmental Protection Act.) is available by accessing the link below. This list became effective on March 20, 2023, after extensive review by technical advisors to the Michigan Department of Natural Resources and the citizenry of the State. This list also includes plant species of Special Concern

For botanical names and information: <http://mnfi.anr.msu.edu/data/specialplants.cfm>

Additional information can be found at: <https://wildflowersmich.org/why-native>

AWARDS

1. The NGC Standard System of Awarding is used for all divisions.
2. Awards will be withheld if the exhibit does not meet the point value for the ribbon.
 - a. Only one (1) first place (blue) ribbon may be awarded per class or subclass; must score 90 points or more.
 - b. Only one (1) second place (red) ribbon may be awarded per class or subclass; must score 85 points or more.
 - c. Only one (1) third place (yellow) ribbon per class; must be 80 points or more.
 - d. One or more honorable mention (white) ribbons, as merited; must score 75 points or more.

Placing	Ribbon or Seal	Point Value	Quantity Awarded
First	Blue	90+	1
Second	Red	85+	1
Third	Yellow	80+	1
Honorable Mention	White	75+	1 or more

3. One Top Exhibitor Award is awarded to the exhibitor with the highest scoring 90+ in each division. For a full description of awards, see *Handbook for Flower Shows*, “Chapter 5, Awards.” <https://gardenclub.org/sites/default/files/2023-06/fss-handbook-2017-secure-july-2023.pdf>

HORTICULTURE AWARDS

- **Award of Horticultural Excellence** - Horticulture Division’s Top Exhibitor Award. Offered to the highest scoring blue ribbon winner in the entire Horticulture Division with a correctly named exhibit. Rosette of green, orange, and blue ribbons.
- **Arboreal Award** – Section award for cut tree or shrub specimen. Vines are not eligible. Rosette of green ribbons.
- **Award of Merit** – Section award for cut, non-woody specimen. Rosette of orange ribbons.
- **Grower’s Choice Award** – Section award for container grown plant. Rosette of dark green ribbons.
- **JLG Challenge Class Award** – Club award to the high points winner of the club challenge class.

DESIGN AWARDS

- **Award of Design Excellence** - Design Division’s Top Exhibitor Award. Offered to the highest scoring blue ribbon winner in the entire Design Division entered by an individual. Companion designs (Class 6) excluded. Rosette of gold ribbons.
- **Designer’s Choice Award** – Section award. Rosette of purple ribbons.
- **JLG Companion Design Award** – Club award offered to the high points winner of the companion design (Class 6).

EDUCATION AWARDS

- **Educational Top Exhibitor Award** – Division award provided to the top points winner for the Education Division. One per show. Exhibit may be the work of an individual or organization. Rosette of brown and white ribbons.

BOTANICAL ARTS PHOTOGRAPHY AWARD

- **Botanical Arts Photography Excellence Award** – Botanical Arts Photography Division’s Top Award provided to high points winner. Exhibit must be the work of an individual and relate to NGC goals and objectives. Rosette of black and white ribbons.

SCALES OF POINTS

1. The NGC Scales of Points are based on perfection (100 points).
2. Each exhibit is evaluated individually and ranked by the points they receive.
3. Exhibitors are encouraged to understand Criteria definitions and be familiar with the judging process. PLEASE REVIEW: *Handbook for Flower Shows*, “Chapter 11, Judging Procedures” and “Chapter 14, Scales of Points.”

<https://gardenclub.org/sites/default/files/2023-06/fss-handbook-2017-secure-july-2023.pdf>

All Cut or Container-Grown Horticulture Specimens	
CRITERIA	VALUE (points)
Conformance	5
Plant Identification	5
Peak Perfection	
Form	20
Color	20
Maturity/Size	20
Condition/Blemishes	15
Grooming/Staging	
Grooming	10
Staging	5
TOTAL	100

Horticulture Combination Plantings	
CRITERIA	VALUE (points)
Conformance	5
Plant Identification	5
Labeling	5
Peak Perfection	
Form	10
Color	10
Condition	10
Show-worthy Size	5
Overall Effect	30
Creative/Distinctive	5
Grooming	10
Staging	5
TOTAL	100

Design Division	
CRITERIA	VALUE (points)
Conformance	
To Type [of design]	7
To Schedule Requirements	7
Design Principles	48
Selection of Components	8
Organization of Components	8
Expression	8
Distinction	14
TOTAL	100

Educational Exhibits	
CRITERIA	VALUE (points)
Educational Value	
Interest to Viewer	25
Clear, concise presentation	15
Adequate signage	10
Conforms to NGC Objectives	10
Staging	
Craftsmanship/Technique	10
Distinction	10
Creativity/Expression	20
TOTAL	100

Botanical Arts Photography	
CRITERIA	VALUE (points)
Conformance	5
Interpretation of Class Title	10
Composition	25
Artistry/Creativity	25
Technical Achievement	25
Distinction/Impact (Wow! Factor)	10
TOTAL	100

DIVISION I – HORTICULTURE

RULES

1. The NGC Policies are printed in the *Handbook for Flower Shows*, “Chapter 6, Horticulture.” <https://gardenclub.org/sites/default/files/2023-06/fss-handbook-2017-secure-july-2023.pdf>
2. The rules for a single species cut or container grown specimen are listed in the *Handbook for Flower Shows* (see link above).
3. All plant material must be FRESH and grown by the exhibitor.
4. Exhibits must have been in the possession of the exhibitor for no fewer than 90 days unless specified otherwise. Exception: early [spring] maturing seeds/transplants, and forced bulbs, corms/tubers/rhizomes, and early maturing crops. Refer to the chart on HB p. 55 for specifics.
5. Size restrictions for entries are provided in the details of each horticulture class or section.
6. If a plant is considered a flowering plant, it should be exhibited as a flowering specimen. Foliage plants may flower but should be exhibited as foliage plants if they are grown for their leaves.
7. All exhibits must be accompanied by a completed entry card. Entry cards must be completed in advance and done so in black, waterproof ink.
8. All specimens are to be labeled by genus, specified epithet, variety and/or cultivar, or patented/trademarked names. Common name may also be added. (HB pp. 53-54) Specimens with a class designation in the schedule may not be listed in the “any other worthy” class. (see page 20 of this schedule for plant identification help).
9. Cut specimens must be displayed in clear, colorless bottles of suitable size and stability provided by the exhibitor. Bottles must be clean and void of any labeling, residual adhesive or marks.
10. Cut specimens should not have foliage below the water line (except for *Gladiolus*).
11. Wedging, a small, inconspicuous “plug” in the neck of a container to improve the pose of the specimen is permitted (e.g., Saran Wrap or cork) and provided by the exhibitor. Wedging may be visible but must not detract from the cut specimen. Attached leaves do not constitute wedging material.
12. Larger cut specimens requiring larger containers may be weighted with colorless glass marbles, adding weight to the container to prevent tipping.
13. Double potting is permitted, but the inner pot must not be visible.
14. Plant material must be in its natural state and may not be altered by the application (treatment) of oil, commercial “shine” products, etc. that artificially change the natural color and texture.
15. The Chairmen and judges have the authority to subdivide classes by color, form, size, variety, cultivar or other distinguishing characteristics.
16. The Scale of Points for judging horticulture is listed on HB p. 129 and page 9 of this schedule.
17. An exhibitor may make more than one entry per class if each entry is a different species, variety, cultivar, type or color.
18. Horticulture entries for **Section A and Section B** should be **preregistered by May 1, 2024**.
19. Transportation of horticulture entries, including carrying, lifting and/or carting as well as any equipment needed to do so, is the responsibility of the exhibitor, not members of the flower show committee. Members of the flower show committee will assist with placement on the show floor to ensure proper positioning. Please plan accordingly.

DIVISION I – HORTICULTURE

SPRING AWAKENINGS

CLASSES

Eligible for Award of Horticultural Excellence (Division Award)

SECTION A. **Grow Where You're Planted**

Eligible for Grower's Choice Award (Section Award)

Container-grown plant. Minimum ownership 90 days. Container not to exceed 12".

- Class 1 Single species grown primarily for flower. Must be in bloom.
- Class 2 Single species grown primarily for foliage. May have flowers present but flowers must be insignificant.
- Class 3 Self-Multiple plant with one or more shoots rising from root system in the same container.
- Class 4 Multiple Plantings – more than one (1) plant of the same cultivar and/or color. Combined in the container to improve the overall appearance of the planting.

SECTION B. **Buds, Blooms and Pots to Swoon**

Combination planting - A grouping of three or more botanically different plants with similar cultural requirements such as light, water and humidity. Container may not exceed 18". Minimum ownership 6 weeks. May include perennials and/or annuals.

- Class 5 A grouping of flowering plants in an indoor or outdoor container.
- Class 6 A grouping of non-flowering plants in an indoor or outdoor container.
- Class 7 JLG Member Challenge Class - Herbs grown by exhibitor in pot, provided April 2024 JLG workshop. JLG members only. *Eligible for JLG Challenge Class Award (Club Award)*

SECTION C. **Bounty of Spring**

Eligible for Award of Merit (Section Award)

Cut specimens - Single flowering stem, spike or spray removed from a parent.

- Class 8 *Hyacinthus* (hyacinth)
- Class 9 *Narcissus* (daffodil)
- Class 10 *Tulipa* (tulip)
- Class 11 Any other worthy specimen, e.g., *Iridaceae* (iris), *Helleborus* (lenten rose)

SECTION D. **Sticks and Stones and What I've Grown**

Eligible for Arboreal Award (Section Award)

Cut specimens - Single flowering branch removed from parent. Not to exceed 30" in length.

- Class 12 *Malus* (crabapple)
- Class 13 *Rhododendron* (rhododendron and azalea)
- Class 14 *Syringa* (lilac)
- Class 15 Any other worthy specimen, e.g., *Prunus* (cherry tree), *Viburnum*

Division Chairman/Consultant: Candy Sweeny

jlglowershow2024@gmail.com

DIVISION II – DESIGN RULES

1. The NGC Policies are printed in the *Handbook for Flower Shows*, “Chapter 7, Design.” <https://gardenclub.org/sites/default/files/2023-06/fss-handbook-2017-secure-july-2023.pdf>
2. Design exhibits must be the work of only one (1) exhibitor. This excludes the companion design class (Class 6) where two (2) designers may work together.
3. Some plant material must be used in every exhibit. This includes fresh and/or dried plant material. Plant material need not be grown by the exhibitor.
4. Fresh plant material may never be treated in any manner. Dried plant material may be treated.
 - a. Not permitted in the Design Division (see HB pgs. 80-81 for further details):
 - i. Painting, flocking, glittering or dyeing of fresh plant material in any manner. (All other physical embellishments of fresh plant material are permitted, e.g., leaf manipulation techniques.)
 - ii. Artificial flowers, foliage, fruits and vegetables. (Artificial is defined as “imitation” or “copy,” handcrafted or manufactured to represent and/or appear as real plant material.)
 - iii. Silk, plastic or other imitation plant material.
 - iv. Manufactured items simulating plant material. (Examples – singing/speaking flowers, motorized flowers and metallic flowers and foliage, fountains featuring metal cattails and/or waterlilies.)
 - v. Invasive plants (see page 5 of this schedule).
 - vi. American or other national flags
 - vii. Living members of the animal kingdom and/or taxidermal representations.
 - b. Accessories permitted (see HB pg. 81).
5. Religious symbols used in a design must be displayed in a respectful manner.
6. Landscapes or scenes are not permitted in the Design Division.
7. An exhibitor may enter multiple classes within the Design Division but only one (1) per class.
8. The designer has the freedom to choose a traditional or creative design style unless otherwise restricted by the schedule.
9. A single flower is not a design. Container-grown plants are fresh plant material and are permitted in the Design Division where appropriate, but they are never considered floral designs.
10. If the designer is unable to fulfill the assignment, it is the designer’s responsibility to provide a substitute.
11. If the designer is unavailable to transport and or set up her/his completed design, a substitute person may enter the exhibit for the designer. The designer may still receive exhibiting credit.
12. The designer is on her/his honor that the design being entered has not been previously entered or previously judged in an NGC flower show.
13. All exhibits must be accompanied by a completed entry card and a separate 3”x5” index card listing common names and/or botanical names. Entry cards should be completed in advance and done so in black, waterproof ink.
14. The Scale of Points for judging all design is listed on HB p. 130 and page 9 of this schedule.
15. Design entries must be registered by **May 1, 2024**

DIVISION II – DESIGN

SPRING FLINGS

CLASSES

Eligible for Award of Design Excellence (Division Award)

SECTION A

Eligible for Designer's Choice Award (Section Award)

Class 1 **It's Derby Season!** **4 Entries**

A design that harkens the Kentucky Derby. Staged on a black pedestal 44" high by 12" square. Not to exceed more than 18" from center of the pedestal in width and depth. Viewed from all sides. Designs that appear to be fashion accessories or wearable are considered botanical arts by the NGC and are not permitted.

Class 2 **Luck of the Irish** **4 Entries**

A monochromatic design using tints and shades of green. Staged on a black pedestal 44" high by 12" square. Not to exceed 18" from center of pedestal in width and depth. Viewed from all sides.

Class 3 **April Showers Bring May Flowers** **4 Entries**

A design having some or all plant material and other optional components submerged in water. Plant material underwater must contribute to the overall design and must be selected for its lasting quality. Staged on a black pedestal 44" high by 12" square. Not to exceed 18" from the center of pedestal in width and depth. Viewed from all sides.

SECTION B

Class 4 **Here Comes Peter Cottontail!** **4 Entries**

A petite design of 6 inches or less in height, width and depth. Staged on a pedestal 44" high by 12" square with black top. Viewed from all sides.

Class 5 **Say I do!** **4 Entries**

A alfresco functional table design for two (2) created for an outdoor wedding reception. Staged on a 30" high by 35" square table. Edible items not permitted. Flatware not permitted. Overlay permitted. No chairs. Viewed from all sides.

SECTION C

Eligible for Junior League Gardeners Companion Design Award (Club Award)

Class 6 **Dance Around the Maypole** **4 Entries**

A companion design in which two (2) individuals collaborate on a single design featuring spring flowers. Intended for novice and experienced designers to work together. Staged on a black pedestal 44" high by 12" square. Not to exceed 18" from center of pedestal in width and depth. Viewed from all sides.

Division Chairman/Consultant:

Liz Brown

jlgflowershow2024@gmail.com

DIVISION III – EDUCATION RULES

1. The NGC Policies are printed in the *Handbook for Flower Shows*, “Chapter 8, Education Division,” p. 85, <https://gardenclub.org/sites/default/files/2023-06/fss-handbook-2017-secure-july-2023.pdf>
 2. Education Exhibits may be the work of more than one individual or organization unless a Student Judge, or an Accredited Judge is seeking exhibiting credit for preparing an education exhibit.
 3. Names of the exhibitors may appear in the schedule ONLY if the exhibits are not being judged.
 4. Exhibits must convey educational facts that support goals and objectives of the NGC.
 5. Plant material not required.
 6. Exhibits must occupy eighteen (18) square feet of surface area. Vertical displays are included in the exhibit’s square footage requirement.
 7. Staging provided: 6’ long x 2’ wide x 30” high table with white table cloth.
 8. **Advanced registration with the Education Chairman required by April 15, 2024.**
-

DIVISION III – EDUCATION BUDS, BLOOMS AND BUTTERFLIES CLASSES

Eligible for Educational Top Exhibitor Award (Division Award)

Exhibit 1

Milkweed, Monarchs and More

This hands-on display will give participants a window into the fascinating world of milkweed, and an opportunity to learn how their actions can make a difference!

Exhibit 2

Oudolf Garden Detroit

This a state of the art garden designed by one of the world’s premier naturalistic designers, Piet Oudolf (“Pete Owdolf”). It was created not only for aesthetic beauty but for providing health, ecological and educational opportunities. Our program and our expansive website reaches gardeners and nature lovers of all ages, abilities and experiences. The rain garden and low meadows are functional and restorative systems in riparian sites. Whether moving through the gardens paths (ADA compliant), training as a volunteer, or providing financial support, when you encounter this garden you will discover remarkable wonders in yourself and the world at hand.

Exhibit 3

The Buzz About Bees

This exhibit is a comparison of honey bees and native bees, discussing the importance of bees as pollinators and a how one can garden for them. The exhibit includes a display of native bee boxes.

Division Chairman/Consultant:

Robin Heller

jlflowershow2024@gmail.com

DIVISION IV – BOTANICAL ARTS PHOTOGRAPHY RULES

1. The NGC Policies are printed in the *Handbook for Flower Shows*, “Chapter 10, Botanical Arts,” p. 95, “IV. Photography.” <https://gardenclub.org/sites/default/files/2023-06/fss-handbook-2017-secure-july-2023.pdf>
2. **Registration deadline for Division III is April 15, 2024.**
3. **Deadline to submit printed photograph (entry) is May 1, 2024.**
4. All photography exhibits must relate to horticulture, gardening design or other NGC goals, objectives and/or initiatives (landscape, conservation, civic projects, preservation, ecology, environment, etc.).
5. All images must be color photographs.
6. Overall perimeter dimensions must be a minimum of 36” and not exceed 60” in total (length + width + length + width = perimeter).
7. The surface finish is the choice of the exhibitor (glossy or matte).
8. Images must be over-matted with a black mat and must have mat or thin cardboard backing to allow for wall display. No frames allowed.
9. Professional printing and matting are permitted.
10. Post production enhancement of images may be done by the exhibitor, such as cropping, filters, adjustments and/or other techniques. However, editing at any stage must be the work of the exhibitor and not a photo processor (i.e., during the printing process).
11. Photographs may be picked up at the end of the show or returned by other means, as coordinated by the exhibitor and the Division III Chairman.

DIVISION IV – BOTANICAL ARTS PHOTOGRAPHY CAPTURING SPRING CLASSES

Eligible for Botanical Arts Photography Award (Division Award)

Class 1	Season of Change	4 Entries
A landscape or gardenscape photo showing the budding life of springtime.		
Class 2	Spring Thaw	4 Entries
A waterscape image capturing the motion of water.		
Class 3	The Emergence of Life	4 Entries
A close up or macro photo of an insect or insects.		
Class 4	Spring Blooms	4 Entries
An image of either a single bloom or group of flowers that display the colors of spring.		

Division Chairman/Consultant: Carol Whitehead jlflowershow2024@gmail.com

DIVISION I Horticulture Registration Form

(for Section A and Section B)

Registration Deadline: **May 1, 2024**

Send to: Candy Sweeny
54 Touraine Road
Grosse Pointe Farms, MI 48236

Email (preferred): jlgflowershow2024@gmail.com

Please print using block letters.

Date: _____

Name: _____

Address: _____

Tel: _____ Email: _____

Class Number:	Specimen Botanical Name:
_____	_____
Class Number:	Specimen Botanical Name:
_____	_____
Class Number:	Specimen Botanical Name:
_____	_____
Class Number:	Specimen Botanical Name:
_____	_____
Class Number:	Specimen Botanical Name:
_____	_____
Class Number:	Specimen Botanical Name:
_____	_____
Class Number:	Specimen Botanical Name:
_____	_____
Class Number:	Specimen Botanical Name:
_____	_____
Class Number:	Specimen Botanical Name:
_____	_____
Class Number:	Specimen Botanical Name:
_____	_____

DIVISION II Design Registration Form

Registration Deadline: **May 1, 2024**

Send to: Liz Brown
54 Touraine Road
Grosse Pointe Farms, MI 48236

Email (preferred): jlflowershow2024@gmail.com

Please print using block letters.

Date: _____

Name: _____

Address: _____

Tel: _____ Email: _____

Class Number: _____

1st Choice: _____

2nd Choice: _____

3rd Choice: _____

DIVISION III Education Registration Form

Registration Deadline: **April 15, 2024**

Send to: Robin Heller
54 Touraine Road
Grosse Pointe Farms, MI 48236

Email (preferred): jlgflowershow2024@gmail.com

Please print using block letters.

Date: _____

Name: _____

Address: _____

Tel: _____ Email: _____

Title: _____

Brief Description: _____

DIVISION IV

Botanical Arts Photography

Registration Form

Registration Deadline: **April 15, 2024**

Send to: Carol Whitehead
54 Touraine Road
Grosse Pointe Farms, MI 48236

Email (preferred): jlgflowershow2024@gmail.com

Please print using block letters.

Date: _____

Name: _____

Address: _____

Tel: _____ Email: _____

Class Number: _____

1st Choice: _____

2nd Choice: _____

3rd Choice: _____

Celebrations of Spring

▲ TOP ▲ Photograph Entry Form ▲ TOP ▲

The following must be copied and affixed to the back of the photograph mounting when entry is submitted. Ensure ▲ TOP ▲ is placed to identify the top of your image.

If requested, ensure return postage and packaging have been provided.

Please print using block letters.

Class Entered: _____

Identifiable Plant Material (encouraged): _____

Photograph Deadline: **May 1, 2024**

Affix the form to the back of the mounting, identifying the top of the image. Then submit to:

Carol Whitehead
54 Touraine Road
Grosse Pointe Farms, MI 48236

Name: _____

Address: _____

Tel: _____ Email: _____

Date: _____

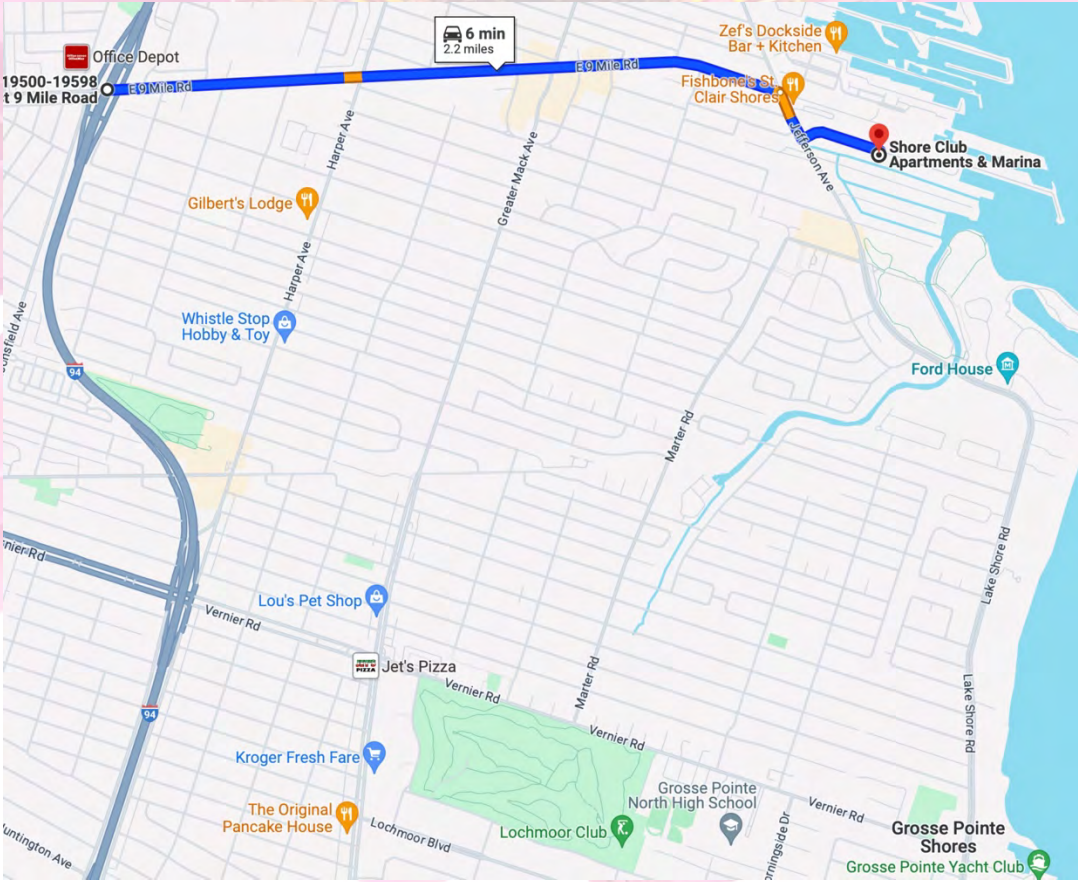
DIRECTIONS TO THE FLOWER SHOW

The Shore Club
COMMUNITY BUILDING
200 Shore Club Drive
St. Clair Shores, Michigan 48080

(586) 775-3280

Entrance to the Shore Club complex is located off East Jefferson Avenue in St. Clair Shores.

Access to the Shore Club Community Building requires check in at the Guard House, located at the entrance of Shore Club Drive.



ENTRY CARD INSTRUCTIONS

1. Entry cards must be completed for each exhibit. See samples by the NGC VI District Judges Council (2018): http://www.fgcnysvi.org/Entry_Card_Instructions0001.pdf
2. Cards will be available to exhibitors by May 1, 2024. They will also be available at the show.
3. DO NOT INCLUDE YOUR HOME ADDRESS ON THE ENTRY CARD.
4. Exhibitors for **Horticulture** should include:
 - a. Flower show name
 - b. Date
 - c. Division
 - d. Section
 - e. Class No.
 - f. Entry no. (provided at flower show by committee)
 - g. Plant variety, using botanical name
 - h. Exhibitor [name] and club on both the display card and the tear off
5. Exhibitors for **Design** and **Photography** should include:
 - a. Flower show name
 - b. Date
 - c. Division
 - d. Class No.
 - e. Entry no. (provided at flower show by committee)
 - f. Class name
 - g. Exhibitor [name] and club on both the display card and the tear off
 - h. FOR DESIGN – ON A SEPARATE 3”x5” index card common names and/or botanical names must be provided.

PLANT IDENTIFICATION

Need help identifying the your plant and its botanical name?

To identify your plant, you can:

- Upload a plant ID app to your smartphone, like PlantSnap

<https://www.plantsnap.com>

Or you can:

- Use an online tool like Pl@ntNet. <https://identify.plantnet.org>
 - It's easiest if you use your phone.
 - You'll snap a photo of the plant and add/drop the image where prompted.

National Garden Clubs, Inc.

FLOWER SHOW			DATE
DIVISION	SECTION	CLASS No.	ENTRY No.

VARIETY OR CLASS NAME

EXHIBITOR

ADDRESS

CLUB

1st	2nd	3rd	Honorable Mention
-----	-----	-----	----------------------

EXHIBIT SCORED 90+

EXHIBITOR

ADDRESS

CLUB

DIVISION	SECTION	CLASS No.	ENTRY No.

VARIETY OR CLASS NAME

